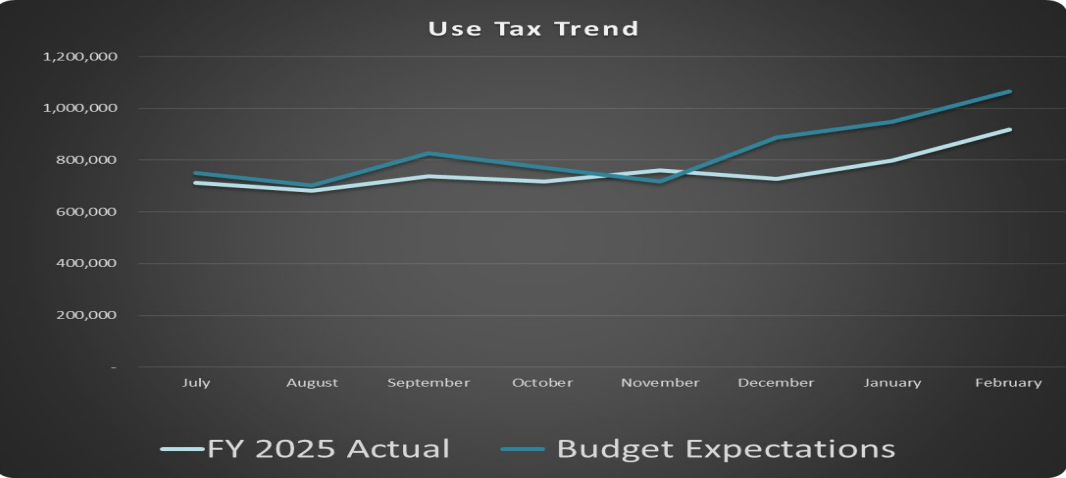
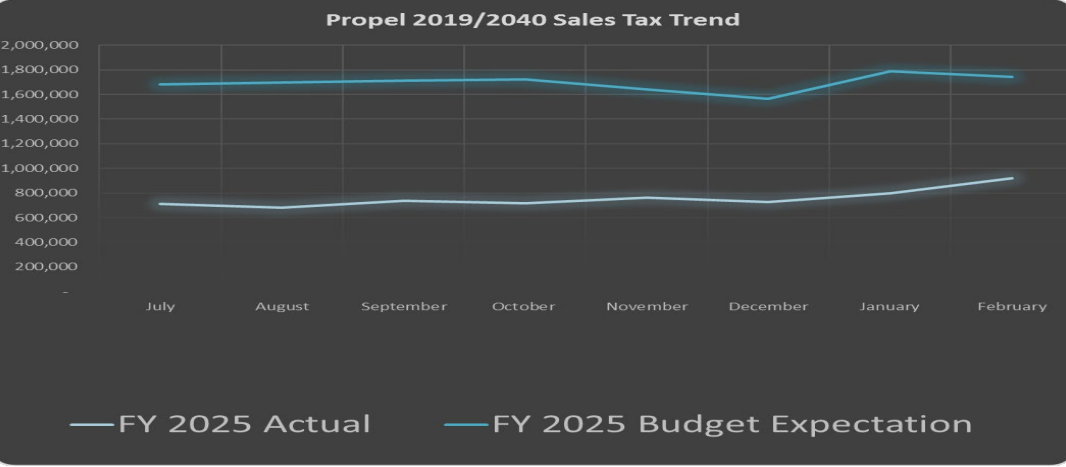


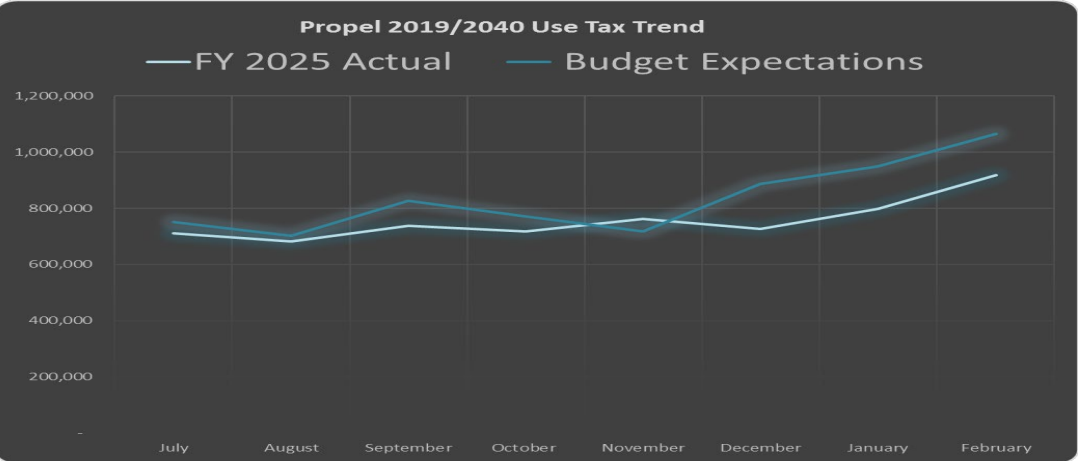
TOTAL SALES TAX COLLECTIONS			
Month	Budget Expectations		FY 2025 Actual
July	3,267,783		4,914,849
August	3,289,524		4,924,854
September	3,326,666		5,059,509
October	3,338,888		5,075,450
November	3,184,486		4,562,763
December	3,038,678		5,251,275
January	3,470,207		5,250,240
February	3,379,061		4,815,299



TOTAL USE TAX COLLECTIONS		
Month	Budget Expectations	FY 2025 Actual
July	751,266	711,571
August	702,182	680,828
September	825,972	736,567
October	770,284	716,524
November	717,884	761,563
December	887,666	726,685
January	948,565	797,260
February	1,065,257	918,375



PROPEL 2019 SALES TAX COLLECTIONS		
Month	Budget Expectations	FY 2025 Actual
July	1,683,403	2,531,892
August	1,694,603	2,537,046
September	1,713,737	2,606,414
October	1,720,033	2,614,626
November	1,640,493	2,350,514
December	1,565,380	2,705,202
January	1,787,682	2,832,106
February	1,740,728	2,480,609



PROPEL USE TAX COLLECTIONS		
Month	Budget Expectations	FY 2025 Actual
July	751,266	711,571
August	702,182	680,828
September	825,972	736,567
October	770,284	716,524
November	717,884	761,563
December	887,666	726,685
January	948,565	797,260
February	1,065,257	918,375

OKLAHOMA TAX COMMISSION REPORT OF TAX RECEIPTS for February 2025							
8th month of Fiscal Year							
FY 23-24 COLLECTED FOR MONTH OF December				FY 24-25 % Chg from Prior Yr	FY 24-25 Annual Budget	FY 24-25 Collected Year-to-Date	% of Budget
CITY OF LAWTON SALES TAX							
General Fund (2%)	2,618,810.66	2,480,608.63	-5.28%	18,901,093.82	19,455,337.93	103%	
Propel 2019 Sales Tax (2.125%)	2,782,486.33	2,480,608.63	-10.85%	20,082,412.18	20,643,697.72	103%	
Current Month	5,401,296.99	5,251,274.53	-2.78%				
Collected Year-to-Date	25,068,841.23			38,983,506.00	39,854,238.81	102%	
USE TAX							
Current Month	675,813.27	918,375.31	35.89%				
Collected Year-to-Date	9,342,845.63	6,049,372.66	-35.25%	9,690,722.00	6,049,372.66	62%	